



AGENDA

- 1 Introductions
- 2 Outline of Planning Process
- 3 Tell us about Waukee Parks, Trails...and Recreation !

PROJECT OBJECTIVES

- Review current parks, facilities & recreational programs
this is different than the Copeland Park or Aquatic Facility projects
- Identify program and facility needs
- Establish a vision of existing and future leisure opportunities
- Provide a framework for investing in new and existing parks and facilities
- Establish a service delivery philosophy to ensure high quality recreational programs

TASK 1 . PROJECT INITIATION

- ✓ A. Project Kick-Off Meeting
- ✓ B. Data Collection

TASK 2 . STAKEHOLDER & PUBLIC INPUT PROCESS

- ✓ A. Preparation of Stakeholder Database and Project Website
- ✓ B. Needs Analysis Survey
- ✓ C. Key Leadership Interviews
- ✓ D. Stakeholder Work Sessions
- ✓ E. Public Meeting #1 . January 14, 2010



TASK 4 . PARKS & FACILITIES INVENTORY ASSESSMENT

- ✓ A. Review of 2008 Comprehensive Plan
- ✓ B. Review of policies for Developer Open Space
- ✓ C. Parks and Facilities Tour - Inventory + Assessment
- D. Equity Mapping
 - Distribution of facilities relative to population*
- E. Park Classification & Facility Standard Review
 - Compare with National IPRA Standards for facilities and parks*



TASK 4 . PARKS & FACILITIES INVENTORY ASSESSMENT

F. Trail Assessment & Connectivity Review

Evaluate the existing and proposed trail system based on surrounding resources, opportunities, and connections

G. Community Input Open House . Public Meeting #2

April 1, 2010 (Tonight)

Interactive qualitative + quantitative information gathering



TASK 5 . EQUITY MAPPING

The project team will utilize GIS to perform equity mapping to identify service area analysis for specific facilities and programs. This includes mapping by classification and major amenities by facility standards as applied to population density and geographic areas. The base information for this analysis will be 2015 projected population density by census tract acquired during the demographic analysis. A service area is defined as a circular area around a park



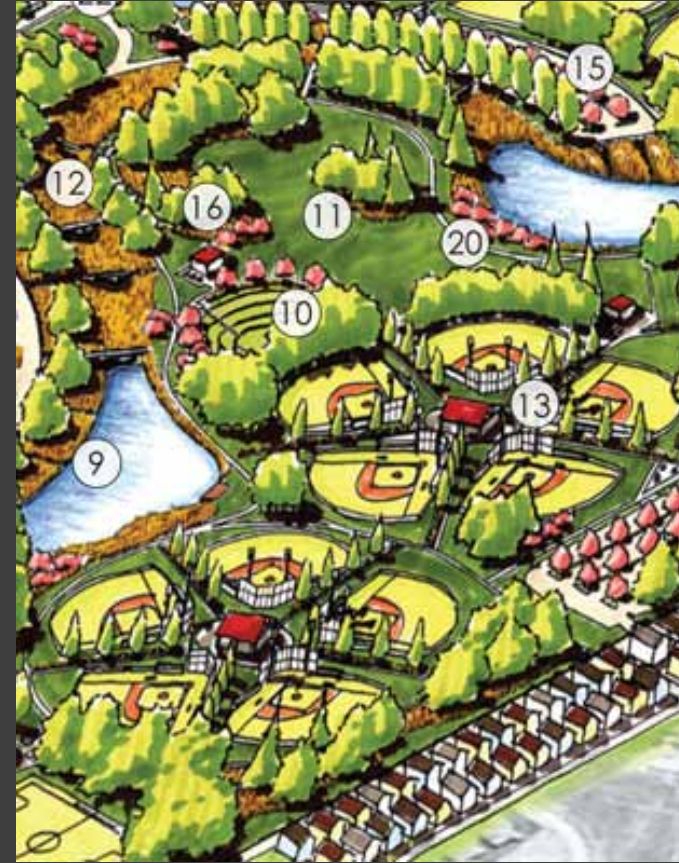
TASK 6 . PRIORITIZED FACILITY AND PROGRAM NEEDS ASSESSMENT

Synthesizes findings into a quantified priority facility and program needs analysis. This priority listing will be compared against gaps or surplus in recreation services, parks, facilities and amenities. This will list and prioritize facility, infrastructure, amenities, and program needs for the parks and recreation system and provide guidance for the Capital Improvement Plan

Facility/Amenity Needs Assessment	
	Overall Ranking
Indoor walking/jogging tracks	1
Cardiovascular equipment & aerobics/fitness areas	2
Indoor leisure/lap pool/water park	3
Dog parks	4
Nature observation areas	5
Performance stages/music areas	6
Indoor basketball/volleyball/soccer	7
Areas for arts & crafts	8
Paved walking/biking/running trails	9
Tennis courts	10
Baseball/softball/soccer fields	11
Outdoor basketball/volleyball courts	12
In-line skating/skateboard areas	13
Rock climbing walls	14
Racquetball/handball courts	15
Areas for table tennis/billiards	16
Outdoor swimming/water park	17
Culinary/kitchen areas	18
Playgrounds for children	19
Picnic areas & shelters	20

TASK 7 . COMPREHENSIVE PARK, RECREATION & OPEN SPACE PLANNING DOCUMENTATION

- A. Facilities Development Plan
- B. Prioritized Facility and Program Needs Assessment
- C. Report to the Community . Public Meeting #3
Tentative date: May 13th, 2010
- D. Final Documentation and Approval Process
Anticipated date: June / July 2010



DID YOU KNOW...

A. Waukeee's Growing Fast

- The 2009 estimated population is 6,667 and the 2024 population is estimated to be 11,421
- 2000 to 2009 population growth of 4.5% annually

B. Young Community

- 31% of the total population is between 35-54
- The under 18 group will be the majority age segment within the next five years. They currently represent 30% of the population



SURVEY SAYS...

A. Recreation Program Offerings

- Household participation in programs is 42%, compared to approximately 30% household participation rate nationally
- Highest rated programs had in common: physical exercise, family and social interaction, and special events
- Desired programs included: aquatics, soccer, baseball, football, tennis, multi-purpose trails, and ice sports.

PUBLIC MEETING 2

A. Sign-In

Please sign in at the indicated table

B. Meeting Pamphlet

Contact information, survey link, + process

C. Input Stations

5 Stations for you to provide feedback on the plans and findings of the project



STATION 1 . AMENITIES + PRIORITIES

A. Eight options for major amenities

- Sports Fields / Complex
- Aquatics Facility
- Community Recreation Center / Gym
- Ice / Winter Sports
- Nature Preserve / Wildlife Area
- Destination Trail
- Destination Mixed-Use Park
- Other

B. KEE Kash



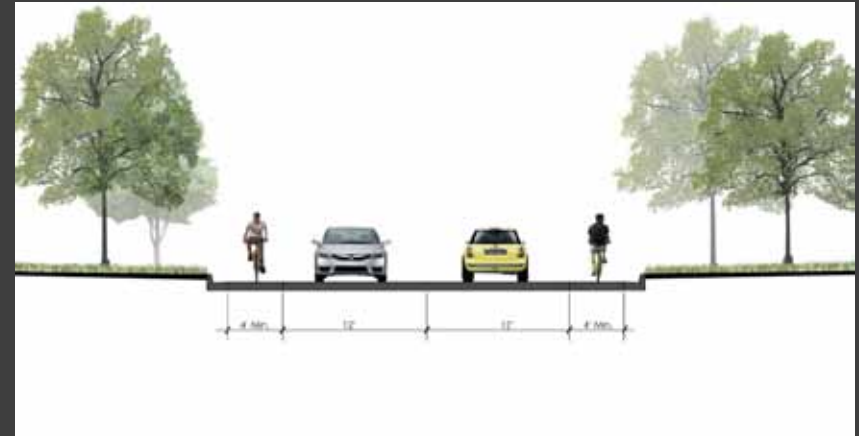
STATION 2 . TRAILS PLANNING

A. Proposed Trail Types

- Greenway Trails
- Widened Walks
- On-Street / Painted Lanes
- Destination Trails

B. Trail Implementation and Phasing

- Missing Connections
- Short Term
- Long Term



STATION 3 . RECREATION

A. Recreation Opportunities for:

- Youth
- Adults
- Seniors

B. What should Waukee Offer?

- Survey Feedback
- Your Thoughts...

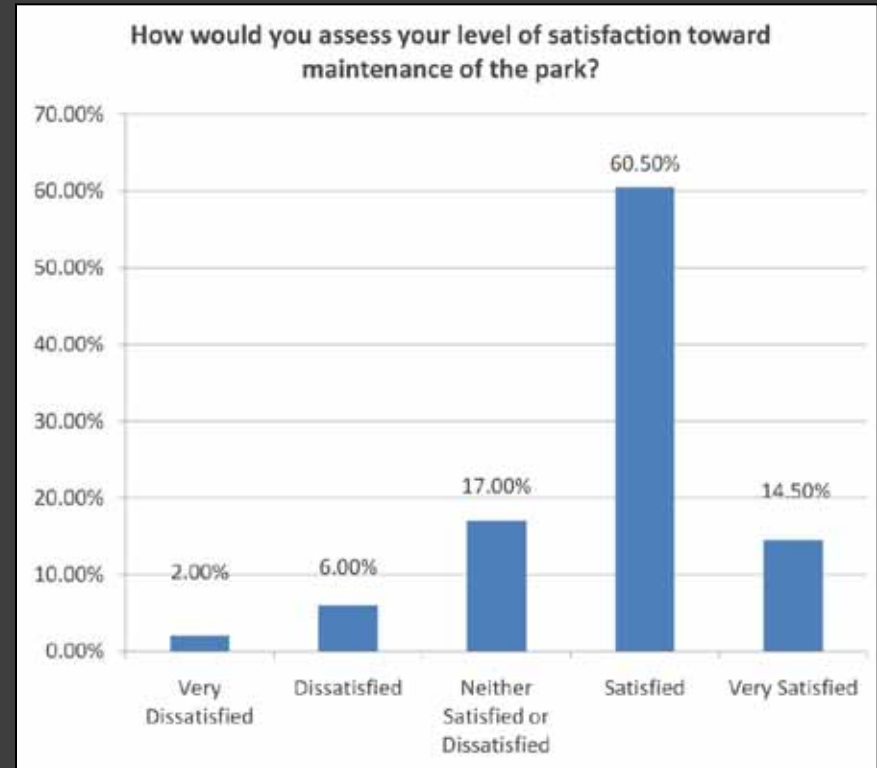


STATION 4 . SURVEY RESULTS

A. Review of On-Line Survey:

- Started: 2/15
- Initial Deadline: 3/15
- 267 Responses and counting
- Survey Offering Extended

B. Preliminary Results



STATION 5 . NEIGHBORHOOD PARKS

A. Analysis of Neighborhood Parks

- Strengths
- Weaknesses
- Opportunities
- Challenges

B. Other Feedback



DISCUSSION...

